



# CEMENTPRO


# POLY-PRO Color Guide




- Poly-Pro** is designed for:
- Interior or exterior
  - Floor and wall
  - Residential and commercial
  - 1/8 to 1/2 inch joints

[www.cementpro.com](http://www.cementpro.com)


# CEMENTPRO POLY-PRO SANDED GROUT & POLY-PRO NON-SANDED GROUT



Light Blue



Silver Gray



Fog




White Bond



White



Salmon



Sand



Frozen White



Gravy



Ivory



Graystone



Adobe



Light Smoke



Plata / Silver



Clay



Bone



Mocha



Verde Viejo



Tan



Dark Gold



Tobacco



Natural Gray



Chocolate



Charcoal



Cobblestone



Cappuccino



Beige



Blue



Red



Amber



Light Brown



Dark Blue





**CementPro** entered the US market in 2009 after being category leaders in the Latin American market since 1976, resulting in **over 48 years of experience** manufacturing and selling high-quality tile and stone installation products.

All our products are made from the **finest raw materials**



Please feel free to contact us  
P. 951 300-0300 / F. 951 300-0306



[www.cementpro.com](http://www.cementpro.com)